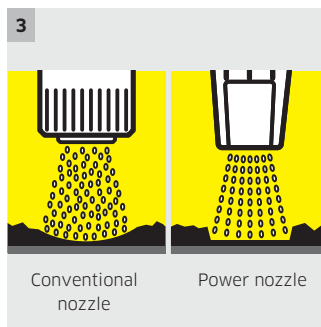





## HD 6/15-4 Classic

Single-phase, compact, strong: the service-friendly HD 6/15-4 Classic high-pressure cleaner with a 600 l/h water flow, powerful crankshaft pump, ceramic piston and the latest sealing technology.



### 1 Durable and robust

- Extra large crankshafts and connecting rods with robust ball bearings.
- Ceramic pistons for reduced wear and tear.

### 2 Especially easy to maintain

- Wide-opening machine cover for easy access to all service and maintenance-relevant components.
- Large water fine filter for protecting the pump.

### 3 Improved cleaning performance

- Patented Kärcher power flat jet nozzles: up to 40 percent more impact force than conventional nozzles.
- High area coverage and thorough dirt removal.

### 4 Excellent mobility

- Large wheels and ergonomic push handle ensure optimal turning manoeuvrability and easy handling.
- The foldable push handle enables space-saving storage.



## HD 6/15-4 Classic

- Durable crankshaft pump with ceramic-coated pistons
- Large, transparent water filter
- Infinitely variable pressure regulation

### Technical data

<b>Order No.</b>	1.367-306.0	
<b>EAN code</b>	4039784858756	
<b>Supply voltage</b>	<b>Ph / V / Hz</b>	1 / 220-240 / 50
<b>Flow rate</b>	<b>l/h</b>	450-600
<b>Working pressure</b>	<b>bar / MPa</b>	70-150 / 7-15
<b>Max. pressure</b>	<b>bar</b>	190
<b>Max. inlet temperature</b>	<b>°C</b>	60
<b>Connection load</b>	<b>kW</b>	3.4
<b>Weight</b>	<b>kg</b>	52
<b>Dimensions (L × W × H)</b>	<b>mm</b>	700 × 455 × 1010

### Equipment

<b>Spray gun</b>	Standard	
<b>High-pressure hose</b>	<b>m</b>	10 / DN 6, 250 bar
<b>Spray lance</b>	<b>mm</b>	850
<b>Power nozzle</b>	■	
<b>Anti-twist system</b>	-	
<b>Pressure cut-off</b>	-	
<b>Servo Control</b>	-	
<b>Crankshaft pump with ceramic pistons</b>	■	

■ Included in delivery.

# ACCESSORIES FOR HD 6/15-4 CLASSIC

## 1.367-306.0

**KÄRCHER**




		Order No.	ID	Max. working pressure	Length	Price	Description	
<b>Standard with unions on both sides</b>								
High-pressure hose, 30 m, ID 8, including rotary coupling	1	6.390-293.0	ID 8	315 bar	30 m			▲
High-pressure hose, 15 m, ID 8, 315 bar, including rotary coupling	2	6.390-010.0	ID 8	315 bar	15 m			▲
High-pressure hose, 20 m, ID 8, 315 bar, extension piece	3	6.390-031.0	ID 8	315 bar	20 m			▲
High-pressure hose, 10 m, ID 8, 315 bar, extension piece	4	6.391-342.0	ID 8	315 bar	10 m			□
<b>Longlife 400 with unions on both sides</b>								
High-pressure hose Longlife 400, 15 m, ID 8, including rotary coupling	5	6.389-709.0	ID 8	400 bar	15 m		With rotary coupling, 2 x M 22 x 1.5	▲
High-pressure hose Longlife 400, 20 m, ID 8, extension	6	6.390-027.0	ID 8	400 bar	20 m		with rotary coupling, 2 x M 22 x 1.5	▲
High-pressure hose Longlife 400, 30 m, ID 8, including rotary coupling	7	6.390-294.0	ID 8	400 bar	30 m		With rotary coupling, 2 x M 22 x 1.5	▲
High-pressure hose 1.5 m, ID 8, including connectors	8	6.390-178.0	ID 8	400 bar	1.5 m		1.5 m high-pressure hose (DN 8, M 22 x 1.5) with kink protection and connectors at both ends. For connecting to hose reels with appropriate connector (M 22 x 1.5).	□
High-pressure hose Longlife 400, 10 m, ID 8, including rotary coupling	9	6.388-083.0	ID 8	400 bar	10 m		10 m high-pressure hose Longlife 400 (DN 8) with rotary coupling, two layer high-strength steel wire reinforced. Connectors at both ends. M 22 x 1.5, with kink protection.	□

■ Included in delivery. □ Available accessories. ▲ Extension hose.

# ACCESSORIES FOR HD 6/15-4 CLASSIC

## 1.367-306.0



		Order No.	Flow rate					Price	Description	
<b>Trigger guns</b>										
Standard trigger gun	1	9.751-139.0							High-pressure gun for machines of the HD Classic range. With adapter for high-pressure hoses M 22 x 1.5.	■
EASY!Force Advanced	2	4.118-005.0							Effortless, not energy-sapping: the EASY!Force high-pressure gun uses the recoil force of the high-pressure jet to reduce the holding force for the operator to zero.	□
<b>Quick connect</b>										
Quick coupling	3	6.401-458.0							For fast changes between different spray lances/accessories. Perfect for Kärcher spray unit, suitable for trigger gun/spray lance interface. With M 22 x 1.5 internal thread.	□
Male coupling	4	6.401-459.0							Hardened stainless steel male coupling for quick coupling 6.401-458. With M 22 x 1.5 external thread.	□

■ Included in delivery. □ Available accessories. ▲ Extension hose.

# ACCESSORIES FOR HD 6/15-4 CLASSIC

## 1.367-306.0



		Order No.	Nozzle size					Price	Description	
<b>Power nozzle spray angle 25°</b>										
Power nozzle spray angle 25°	1	2.883-821.0	36						Fan jet nozzle with 25° spray angle, suitable for large areas and removing stubborn dirt and stains.	■
<b>HP nozzle spray angle 0°</b>										
High-pressure nozzle spray angle 0°	2	2.884-533.0	40						High-pressure nozzle with powerful jet for extremely stubborn dirt.	□
<b>Power nozzle spray angle 15°</b>										
Power nozzle spray angle 15°	3	2.885-225.0	36							□
<b>Power nozzle spray angle 40°</b>										
Power nozzle spray angle 40°	4	2.884-522.0	40						Power nozzle with a 40° spray angle and fan jet, suitable for large areas and sensitive surfaces.	□

■ Included in delivery. □ Available accessories. ▲ Extension hose.

# ACCESSORIES FOR HD 6/15-4 CLASSIC

## 1.367-306.0



		Order No.					Price	Description	
<b>Y distributor</b>									
Y distributor	1	4.405-048.0							<input type="checkbox"/>

Included in delivery.
  Available accessories.
  Extension hose.

# ACCESSORIES FOR HD 6/15-4 CLASSIC

## 1.367-306.0

**KÄRCHER**



		Order No.	Flow rate	Nozzle size	Diame-ter	Price	Description	
<b>FR Classic surface cleaner</b>								
FR Classic surface cleaner	1	2.643-476.0					The ideal entry-level model in the Kärcher surface cleaner range for cleaning surfaces indoors and outdoors. With splash guard and up to 150 bar working pressure.	<input type="checkbox"/>
<b>Hard Surface Cleaner FRV 30</b>								
FRV 30 surface cleaner	2	2.642-999.0						<input type="checkbox"/>
Rubber lip for FRV 30	3	2.642-910.0					For smooth floors indoors. The squeegee increases the suction performance of the FRV 30 and minimises the amount of water remaining. This means the floor is dry in just a few minutes.	<input type="checkbox"/>
Extension hose 5 m	4	4.440-939.0					5m extension hose for FRV 30. Connection sleeve included.	<input type="checkbox"/>
Hose fastening attachment kit	5	2.642-528.0						<input type="checkbox"/>
Dirt trap attachment kit	6	2.642-532.0						<input type="checkbox"/>
<b>Hard surface cleaner FR 30</b>								
Surface Cleaner FR 30	7	2.642-997.0			300 mm			<input type="checkbox"/>
<b>FR 30 Me surface cleaner</b>								
Hard surface cleaner FR 30 Me	8	2.640-355.0			300 mm		Hot water resistant stainless steel surface cleaner with double ceramic bearings, non-marking swivel castors and suction hose connection. Ideal for indoor cleaning, e.g. food industry.	<input type="checkbox"/>
<b>Hard Surface Cleaner FR 50</b>								
Hard surface cleaner FR 50	9	2.640-679.0			500 mm		Hot water resistant stainless steel surface cleaner with 500 mm working width. Ideal for large areas. With double ceramic bearings, push handle, non-marking swivel castors and detergent dosing system.	<input type="checkbox"/>
<b>Machine-specific nozzle kits for FR</b>								
Nozzle kit for surface cleaners	10	2.640-401.0	500-650 l/h				Nozzle kit includes power nozzles and unions. For Kärcher surface cleaners (500 to 650 l/h).	<input type="checkbox"/>
<b>Machine-specific nozzle kits for FRV</b>								
Nozzle kit 040 - for FRV	11	2.642-431.0		40				<input type="checkbox"/>
<b>Machine-specific nozzle kits for FR Classic</b>								
Nozzle kit for FR Classic 040	12	2.885-312.0		40			Nozzle kit specifically for FR Classic surface cleaner.	<input type="checkbox"/>
<b>FRV 30 Me surface cleaner</b>								
FRV 30 Me	13	2.642-911.0						<input type="checkbox"/>
Extension hose FRV 30 Me and FRV 50 Me	14	4.441-040.0						<input type="checkbox"/>
<b>Surface Cleaner FR 50 Me</b>								
FRV 50 ME	15	2.643-598.0						<input type="checkbox"/>

■ Included in delivery. □ Available accessories. ▲ Extension hose.

# ACCESSORIES FOR HD 6/15-4 CLASSIC

## 1.367-306.0

**KÄRCHER**



								Order No.					Price	Description	
<b>Rotary coupling</b>															
Rotary coupling	1	4.401-091.0												Reliably prevents twisting of HP hoses. Connection M 22 x 1.5 m. Handle protection	<input type="checkbox"/>
<b>Coupling</b>															
Connector	2	4.403-002.0												For connecting and extending HP hoses, 2 x M 22 x 1.5 m connection, brass with rubber protection	<input type="checkbox"/>
<b>Connector</b>															
Nozzle screws / screw socket	3	4.402-022.0												Nozzle connector/screw connector for connecting high-pressure nozzles and accessories to the high-pressure trigger gun (with nozzle connector). Connectors: 1x M 22 x 1.5 and 1x M 18 x 1.5.	<input type="checkbox"/>
<b>Adapters</b>															
Adapter M 22 - Swivel	4	4.424-004.0												M22 x 1,5female and swivel connection. For extension of high-pressure hoses with AVS connection or for usage of the telescopic lance with a high-pressure hose with AVS connection.	<input type="checkbox"/>
<b>EASY!Lock adapter</b>															
Adapter 1 M22 x 1.5 AG - EASY!Lock 22 AG	5	4.111-029.0												Adaptor for connecting pressure hoses with EASY!Lock and pressure hoses with M 22 x 1.5 connection.	<input type="checkbox"/>
Adapter 2 M22 x 1.5 IG - EASY!Lock 22 AG	6	4.111-030.0												Adaptor for connecting high-pressure cleaners or high-pressure guns with M 22 x 1.5 connection and pressure hoses with EASY!Lock.	<input type="checkbox"/>
Adapter 3 M22 x 1.5 IG - EASY!Lock 22 AG	7	4.111-031.0												Adaptor for connecting high-pressure guns with M 22 x 1.5 connection and spray lances or Servo Control controllers with EASY!Lock.	<input type="checkbox"/>
Adapter 5 EASY!Lock 22 IG - M22 x 1.5 AG	8	4.111-033.0												Adaptor for connecting EASY!Force high-pressure gun and spray lances with M 22 x 1.5 connection.	<input type="checkbox"/>
Adapter 6 EASY!Lock 22 IG - M22 x 1.5 AG	9	4.111-034.0												Adaptor for connecting pressure hoses with M 22 x 1.5 connection and EASY!Force high-pressure gun or high-pressure cleaners with EASY!Lock.	<input type="checkbox"/>
Adapter 7 M18 x 1.5 IG - EASY!Lock 20 AG	10	4.111-035.0												Adaptor for connecting spray lances with M 18 x 1.5 connection and nozzles, surface cleaners or wash brushes with EASY!Lock.	<input type="checkbox"/>
Adapter 8 EASY!Lock 20 IG - M18 x 1.5 AG	11	4.111-036.0												Adaptor for connecting nozzles, surface cleaners or wash brushes with M 18 x 1.5 connection and spray lances with EASY!Lock.	<input type="checkbox"/>
<b>Cleaning agent injector</b>															
Cleaning agent injector for high pressure (without nozzle)	12	3.637-170.0												Cleaning agent dosage at high pressure 3 - 5 %	<input type="checkbox"/>
Cleaning agent injector for high and low pressure (without nozzles)	13	3.637-001.0												Detergent injector for independent high and low pressure dosage. Maximum dosage about 15%.	<input type="checkbox"/>
<b>Machine-specific nozzle kit with order no. 3.637-170.0</b>															
Nozzle kit HD 500-700 l/h	14	4.769-045.0												For HD 500 - 700 l/h. Consists of nozzle insert + HP power nozzle + union	<input type="checkbox"/>
<b>Nozzle insert with order no. 3.637-001.0</b>															
Nozzle insert up to 1,100 l/h - high pressure	15	4.769-003.0												Nozzle insert for detergent injector 3.637-001 for high-pressure detergent application. For high-pressure cleaners with a water flow rate up to 1100 l/h.	<input type="checkbox"/>
Nozzle insert up to 1,100 l/h - low pressure	16	4.769-001.0												For low pressure with machines up to 1.100 l/h	<input type="checkbox"/>

■ Included in delivery. □ Available accessories. ▲ Extension hose.



# ACCESSORIES FOR HD 6/15-4 CLASSIC

## 1.367-306.0



		Order No.	Max. working pressure	Nozzle size			Price	Description	
<b>Triple nozzles</b>									
Triple nozzle 036	1	4.767-148.0	300 bar	36				Triple nozzle with manual nozzle changeover. Convenient spray adjustment. For machines with an injector, the low-pressure flat stream is useful for cleaning agent suction and application. Connection M 18 x 1.5.	<input type="checkbox"/>
<b>Dirt blaster, large</b>									
Dirt blaster	2	4.763-252.0	300 bar	40				The dirt blaster with rotating pencil jet offers 10 times better cleaning performance. Ceramic nozzle and bearing ring for a long service life. Further data: Max. 300 bar, 30 MPa, 85°C.	<input type="checkbox"/>

■ Included in delivery. □ Available accessories. ▲ Extension hose.

# ACCESSORIES FOR HD 6/15-4 CLASSIC

## 1.367-306.0




		Order No.	Nozzle size				Price	Description	
<b>Wet blasting attachment (without nozzle)</b>									
Wet blasting attachment with flow control (without nozzles)	1	4.762-010.0						Paint, rust and scale removal made easy: Kärcher wet blasting attachment with flow control for adding blasting abrasive to the high-pressure jet.	<input type="checkbox"/>
Wet blasting attachment without flow control (nozzles not included)	2	4.762-022.0						Paint, rust and scale removal made easy: Kärcher wet blasting attachment with flow control for adding blasting abrasive to the high-pressure jet. Without flow control.	<input type="checkbox"/>
<b>Nozzle kits for wet jet unit</b>									
Nozzle kit for wet jet unit 040	3	2.637-900.0	40					Nozzle kit with wet blasting nozzle and nozzle insert (type specific). For optimal Kärcher wet blasting attachment performance. Only in combination with wet blasting attachment 4.762-010/-022.	<input type="checkbox"/>
<b>Boron carbide nozzle</b>									
Boron carbide nozzle, for machines up to 1,000 l/h	4	6.415-084.0	6 mm					In addition to nozzle packs. Very wear-resistant nozzle with boron carbide chuck for continuous-duty operation.	<input type="checkbox"/>

■ Included in delivery. □ Available accessories. ▲ Extension hose.

# ACCESSORIES FOR HD 6/15-4 CLASSIC

## 1.367-306.0

**KÄRCHER**



		Order No.	Max. working pressure	Nozzle size	Diameter		Price	Description	
<b>Pipe cleaning hose, ID 6</b>									
Pipe cleaning hose, DN 6, 20 m, max. 120 bar	1	6.390-028.0	120 bar					The 20 m pipe cleaning hose is a highly flexible high pressure hose for pipe interior cleaning (threaded connection for nozzle R 1/8).	<input type="checkbox"/>
Pipe cleaning hose, DN 6, 30 m, max. 120 bar	2	6.390-029.0	120 bar					30 m flexible high-pressure hose (DN 6) for cleaning pipes (threaded connection for R 1/8 nozzle).	<input type="checkbox"/>
Pipe cleaning hose, DN 6, 20 m, max. 250 bar	3	6.390-030.0	250 bar					The 20 m pipe cleaning hose is a highly flexible high pressure hose for pipe interior cleaning (threaded connection for nozzle R 1/8).	<input type="checkbox"/>
<b>Pipe cleaning nozzle</b>									
Pipe cleaning dirt blaster D 25 / 040	4	6.415-944.0		40	25 mm			The forward-tilted rotating pencil jet removes the most stubborn dirt. The three backwards-tilted jets ensure the necessary forward movement, as well as convenient handling.	<input type="checkbox"/>
Pipe cleaning dirt blaster D 30 / 040	5	6.415-946.0		40	30 mm				<input type="checkbox"/>
Pipe cleaning dirt blaster D 35 / 040	6	6.415-948.0		40	35 mm				<input type="checkbox"/>
Pipe cleaning nozzle	7	5.763-015.0		55	16 mm			16 mm pipe cleaning nozzle with internal thread. Various jet directions for environmentally-friendly cleaning of blocked drains and pipes.	<input type="checkbox"/>
	8	5.763-016.0		60	16 mm				<input type="checkbox"/>
	9	5.763-017.0		50	30 mm			Pipe cleaning nozzle with inner thread. Different spray directions. The hose moves freely through the pipe. (R 1/8" connection, 3 x 30° backwards, diameter 30 mm.)	<input type="checkbox"/>
Rotating pipe cleaning nozzle	10	6.415-428.0		50	16 mm			Pipe cleaning nozzle with four rotating jets and inner thread. Different spray directions. The hose moves freely through the pipe. With R 1/8" connection.	<input type="checkbox"/>

■ Included in delivery. □ Available accessories. ▲ Extension hose.

# ACCESSORIES FOR HD 6/15-4 CLASSIC

## 1.367-306.0



		Order No.	Flow rate					Price	Description	
<b>Cup foam lance</b>										
Cup foam lance Advanced 042	1	6.394-969.0							Short, handy foam lance with adjustable spray angle with 1 litre detergent tank. Ideal for cleaning cars due to its compact design.	<input type="checkbox"/>
<b>Inno Foam Kit</b>										
Inno Foam Set with detergent injector	2	2.640-151.0							High-pressure foam system with double lance (foam nozzle and high-pressure jet for rinsing). For use with mobile and stationary high-pressure and HDS pressure cleaners for cleaning or disinfection.	<input type="checkbox"/>
<b>Easy Foam Set</b>										
Easy Foam Set with RM injector	3	2.640-691.0							HP foam system for use with HD/HDS units for cleaning and disinfecting. Foam nozzle for connection to lance and HP chemical injector with precision 0-5% metering valve. The machine specific nozzle kit has to be ordered separately.	<input type="checkbox"/>
<b>Nozzle kits for Inno/Easy Foam Set</b>										
Nozzle kit 060 for Inno / Easy Set 600-700 l/h	4	2.640-687.0	600-700 l/h						Optimal adaptation to different machine outputs for economic use.	<input type="checkbox"/>
<b>Foam nozzle mounting kit</b>										
Foam nozzle attachment kit	5	2.637-926.0							Foaming agent kit. The foam nozzle is ideal for use in sanitary areas and the food industry and wherever long application times are necessary.	<input type="checkbox"/>

■ Included in delivery. □ Available accessories. ▲ Extension hose.

# ACCESSORIES FOR HD 6/15-4 CLASSIC

## 1.367-306.0



		Order No.	Length				Price	Description	
<b>Automatic, self-winding hose reels</b>									
Powder-coated swivel holder	1	2.639-931.0						Swivel holder for automatic hose reel wall mounting. For maximum action radius and flexibility of high-pressure hose. Rotatable 120°. Galvanised steel.	<input type="checkbox"/>
Pivoting stainless steel wall bracket attachment kit	2	2.641-867.0						Swivelling wall bracket made of high-grade steel (for 2.641-866). This makes maximum flexibility and convenience possible when working with the HP hose.	<input type="checkbox"/>
Automatic hose reel, powder-coated steel / plastic	3	6.392-975.0	20 m					Automatic hose reel for 20 m high-pressure hose. The console is made from powder-coated steel, the drum is made from plastic.	<input type="checkbox"/>
Automatic stainless steel / synthetic material hose drum	4	6.392-965.0	20 m					Automatic hose reel for 20 m high-pressure hose. The console consists of stainless steel, the drum is made from plastic.	<input type="checkbox"/>
Automatic hose reel, coated	5	2.639-919.0	20 m					Automatic hose reel of durable plastic. Painted steel bracket. Suitable for 20 m high-pressure hose.	<input type="checkbox"/>
Automatic hose reel, stainless steel, includes swivel holder	6	6.391-421.0	20 m					Automatic stainless steel hose reel. With swivel holder. Suitable for 20 m high-pressure hose.	<input type="checkbox"/>
ABS automatic stainless steel hose drum	7	2.641-866.0	20 m					High-grade, automatic steel hose reel. Especially suitable for use in the food industry. The material and finish provide for a corrosion-resistant, watertight capsuled sprong drive. Connection for HP hoses with nipple.	<input type="checkbox"/>

■ Included in delivery. □ Available accessories. ▲ Extension hose.

# ACCESSORIES FOR HD 6/15-4 CLASSIC

## 1.367-306.0

**KÄRCHER**



		Order No.	Length	Diameter		Price	Description	
<b>Starting current limiter</b>								
Starting current limiter	1	2.637-495.0					Reduces starting current in single-phase supply and protects line fuse.	<input type="checkbox"/>
<b>Geka coupling</b>								
Geka connector with hose barb, R 3/4"	2	6.388-455.0					with hose liner	<input type="checkbox"/>
Geka connector with inner thread, R 3/4"	3	6.388-473.0					with female thread	<input type="checkbox"/>
<b>Suction filter</b>								
Water suction filter	4	6.414-956.0						<input type="checkbox"/>
Suction filter with check valve	5	4.730-012.0					Brass suction filter suitable for ponds, storage tanks, etc. With check valve.	<input type="checkbox"/>
<b>Water fine filter</b>								
Water fine filter, with adapter	6	4.730-102.0					Fine-mesh water filter, 125 µm, max. temperature 50°C. Protects the high-pressure cleaner from dirt particles contained in the water. Water flow rate up to 1200 l/h. Connection 3/4", with adapter, 1".	<input type="checkbox"/>
<b>Water supply hose</b>								
Water supply hose	7	4.440-038.0	7.5 m				NW 13 R1" / R 3/4", up to 30 °C	<input type="checkbox"/>
<b>Backflow check valve</b>								
Backflow preventer	8	2.641-374.0					To prevent detergent getting into the drinking water cycle in case of inlet at low-pressure. - hot water resistant up to 80 °C - tested according to IEC 60335-2-79 - integrated leakage protection	<input type="checkbox"/>

■ Included in delivery. □ Available accessories. ▲ Extension hose.

# ACCESSORIES FOR HD 6/15-4 CLASSIC

## 1.367-306.0

**KÄRCHER**



		Order No.	Max. working pressure	Length		Price	Description	
<b>Spray lances</b>								
Vibrasoft lance	1	6.415-951.0	250 bar	950 mm			The spring-loaded 360° loop handle significantly reduces the vibrations on the spray lance, reducing the physical burden on the user, e.g. when working with the dirt blaster.	<input type="checkbox"/>
<b>Rotating spray lances</b>								
600 mm spray pipe, rotatable	2	4.760-664.0	300 bar	600 mm			600 mm stainless steel lance (manual coupling) with ergonomic handle for ease of use and protection. Rotatable 360° under pressure.	<input type="checkbox"/>
Spray lance, 840 mm, rotatable	3	4.760-663.0	300 bar	840 mm			850 mm stainless steel lance (manual coupling) with ergonomic handle for ease of use and protection. Rotatable 360° under pressure.	<input type="checkbox"/>
1050 mm spray pipe, rotatable	4	4.760-660.0	300 bar	1050 mm			1050 mm stainless steel lance (manual coupling) with ergonomic handle for ease of use and protection. Rotatable 360° under pressure.	<input type="checkbox"/>
1550 mm spray pipe, rotatable	5	4.760-661.0	300 bar	1550 mm			1550 mm stainless steel lance (manual coupling) with ergonomic handle for ease of use and protection. Rotatable 360° under pressure.	<input type="checkbox"/>
2050 mm spray pipe, rotatable	6	4.760-662.0	300 bar	2050 mm			2050 mm stainless steel lance (manual coupling) with ergonomic handle for ease of use and protection. Rotatable 360° under pressure.	<input type="checkbox"/>
<b>Double lance</b>								
Double lance 960 mm	7	6.394-665.0	310 bar	960 mm			960 mm double lance for variable pressure adjustment on handle at full water flow rate. Suitable for agricultural use (e.g. stable cleaning).	<input type="checkbox"/>
<b>Angular spray lance</b>								
Spray lance for toilets and rain gutters	8	4.760-073.0					Stainless steel lance WC and gutter with nozzle insert. Specially shaped for effective and hygienic cleaning of gutters and toilets.	<input type="checkbox"/>
<b>Flexible spray lance</b>								
Flexible lance 1050 mm	9	6.394-654.0	210 bar	1050 mm			1050 mm flexible lance with variable bend from 20° to 140°, ideal for cleaning difficult to reach areas, e.g. gutters.	<input type="checkbox"/>
<b>Telescopic spray lance</b>								
Telescopic spray lance	10	6.394-690.0	225 bar				Can be continuously extended from 1.8 to 5.4 m. For cleaning areas that are difficult to reach, such as ceilings or facades. With integrated HD trigger gun, M 22 x 1.5 connection with rotary coupling. Connection for M 18 x 1.5 nozzles.	<input type="checkbox"/>
Strap for telescopic spray pipe	11	6.373-987.0					Convenient strap for relief when working with the telescopic spray lance (6.394-690). The burden is optimally distributed on the body and longer periods of use are possible.	<input type="checkbox"/>
<b>Gutter cleaner</b>								
Gutter cleaning lance	12	2.642-305.0					The lance is suited for cleaning of gutter systems. Because of the shape of the lance and the special nozzle the gutter can be cleaned without removing the cover plates.	<input type="checkbox"/>
<b>Undercarriage spray lance</b>								
Underbody lance	13	4.760-245.0		700 mm			Stainless steel lance for effective and easy underbody and wheel arch cleaning. Without high-pressure nozzle.	<input type="checkbox"/>

■ Included in delivery. □ Available accessories. ▲ Extension hose.

# ACCESSORIES FOR HD 6/15-4 CLASSIC

## 1.367-306.0



		Order No.	Flow rate				Price	Description	
<b>Push-on washing brush</b>									
Push-on wash brush	1	4.762-497.0						The wash brush is fitted directly onto the devices' new dual and triple nozzles using clamping.	<input type="checkbox"/>
<b>Rotating washing brush</b>									
Rotating wash brush for < 800 l/h machines, nylon bristles	2	4.762-561.0	500-800 l/h					The rotating wash brush gently removes fine dust and traffic film from all surfaces. Temperature resistant up to 60°C. (M 18 x 1.5, replaceable brush insert).	<input type="checkbox"/>
Rotating wash brush for < 800 l/h machines, natural bristles	3	4.762-560.0	500-800 l/h					Driven by water stream. Gently removes fine dust and traffic film from any surface. Temperature resistant up to 60°C, M 18 x 1.5 (replaceable brush insert).	<input type="checkbox"/>

■ Included in delivery. □ Available accessories. ▲ Extension hose.